

October 26, 2021

To the Board of Directors
Vandenberg Village Community Services District

We have audited the financial statements of the governmental activities, the business-type activities, and each major fund, of Vandenberg Village Community Services District (the District) for the fiscal year ended June 30, 2021. Professional standards require that we provide you with information about our responsibilities under generally accepted auditing standards, and *Government Auditing Standards*, as well as certain information related to the planned scope and timing of our audit. We have communicated such information in our letter to you dated October 26, 2021. Professional standards also require that we communicate to you the following information related to our audit.

Significant Audit Findings

Qualitative Aspects of Accounting Practices

Management is responsible for the selection and use of appropriate accounting policies. The significant accounting policies used by the District are described in Note 2 to the financial statements. We noted no transactions entered into by the governmental unit during the year for which there is a lack of authoritative guidance or consensus. All significant transactions have been recognized in the financial statements in the proper period.

Accounting estimates are an integral part of the financial statements prepared by management and are based on management's knowledge and experience about past and current events and assumptions about future events. Certain accounting estimates are particularly sensitive because of their significance to the financial statements and because of the possibility that future events affecting them may differ significantly from those expected. The most sensitive estimate(s) affecting the District's financial statements was (were):

Management's estimate of the useful lives of capital assets is based on experience with other capital assets and on their standard table of useful lives. We evaluated the key factors and assumptions used to develop the useful lives of capital assets in determining that it is reasonable in relation to the financial statements taken as a whole.

Management's estimate of the net pension liability and deferred inflows and outflows related to pension are based on the CalPERS actuary's expertise experience. We evaluated the key factors and assumptions used to develop the net pension liability and deferred inflows and outflows related to pension in determining that it is reasonable in relation to the financial statements taken as a whole.

Certain financial statement disclosures are particularly sensitive because of their significance to financial statement users. The most sensitive disclosure(s) affecting the financial statements was (were):

The disclosure of the Due to the City of Lompoc in Note 7 to the financial statements.

The financial statement disclosures are neutral, consistent, and clear.

Difficulties Encountered in Performing the Audit

We encountered no significant difficulties in dealing with management in performing and completing our audit.

Corrected and Uncorrected Misstatements

Professional standards require us to accumulate all known and likely misstatements identified during the audit, other than those that are clearly trivial, and communicate them to the appropriate level of management. Management has corrected all such misstatements. In addition, none of the misstatements detected as a result of audit procedures and corrected by management were material, either individually or in the aggregate, to each opinion unit's financial statements taken as a whole.

Disagreements with Management

For purposes of this letter, a disagreement with management is a financial accounting, reporting, or auditing matter, whether or not resolved to our satisfaction, that could be significant to the financial statements or the auditor's report. We are pleased to report that no such disagreements arose during the course of our audit.

Management Representations

We have requested certain representations from management that are included in the management representation letter dated October 26, 2021.

Management Consultations with Other Independent Accountants

In some cases, management may decide to consult with other accountants about auditing and accounting matters, similar to obtaining a "second opinion" on certain situations. If a consultation involves application of an accounting principle to the governmental unit's financial statements or a determination of the type of auditor's opinion that may be expressed on those statements, our professional standards require the consulting accountant to check with us to determine that the consultant has all the relevant facts. To our knowledge, there were no such consultations with other accountants.

Other Audit Findings or Issues

We generally discuss a variety of matters, including the application of accounting principles and auditing standards, with management each year prior to retention as the governmental unit's auditors. However, these discussions occurred in the normal course of our professional relationship and our responses were not a condition to our retention.

Restriction of Use

This information is intended solely for the use of the Board of Directors and Management of the District and is not intended to be, and should not be, used by anyone other than these specified parties.

Very truly yours,

Moss, Remy & Halverson LLP

Santa Maria, California
October 26, 2021



Moss, Levy & Hartzheim LLP

Certified Public Accountants

INDEPENDENT AUDITORS' REPORT ON INTERNAL CONTROL OVER FINANCIAL REPORTING AND ON COMPLIANCE AND OTHER MATTERS BASED ON AN AUDIT OF FINANCIAL STATEMENTS PERFORMED IN ACCORDANCE WITH *GOVERNMENT AUDITING STANDARDS*

Board of Directors
Vandenberg Village Community Services District
Lompoc, California

We have audited, in accordance with the auditing standards generally accepted in the United States of America and the standards applicable to financial audits contained in *Government Auditing Standards* issued by the Comptroller General of the United States, the financial statements of the governmental activities, and the business-type activities and each major fund of Vandenberg Village Community Services District (the District), as of and for the year ended June 30, 2021, and the related notes to the financial statements, which collectively comprise the District's basic financial statements, and have issued our report thereon dated October 26, 2021.

Internal Control Over Financial Reporting

In planning and performing our audit of the financial statements, we considered District's internal control over financial reporting (internal control) to determine the audit procedures that are appropriate in the circumstances for the purpose of expressing our opinions on the financial statements, but not for the purpose of expressing an opinion on the effectiveness of the District's internal control. Accordingly, we do not express an opinion on the effectiveness of the District's internal control.

A *deficiency in internal control* exists when the design or operation of a control does not allow management or employees, in the normal course of performing their assigned functions, to prevent, or detect and correct, misstatements on a timely basis. A *material weakness* is a deficiency, or a combination of deficiencies, in internal control, such that there is a reasonable possibility that a material misstatement of the entity's financial statements will not be prevented, or detected and corrected on a timely basis. A *significant deficiency* is a deficiency, or a combination of deficiencies, in internal control that is less severe than a material weakness, yet important enough to merit attention by those charged with governance.

Our consideration of internal control was for the limited purpose described in the first paragraph of this section and was not designed to identify all deficiencies in internal control that might be material weaknesses or, significant deficiencies. Given these limitations, during our audit we did not identify any deficiencies in internal control that we consider to be material weaknesses. However, material weaknesses may exist that have not been identified.

Compliance and Other Matters

As part of obtaining reasonable assurance about whether District's financial statements are free from material misstatement, we performed tests of its compliance with certain provisions of laws, regulations, contracts, and grant agreements, noncompliance with which could have a direct and material effect on the determination of financial statement amounts. However, providing an opinion on compliance with those provisions was not an objective of our audit, and accordingly, we do not express such an opinion. The results of our tests disclosed no instances of noncompliance or other matters that are required to be reported under *Government Auditing Standards*.

Purpose of this Report

The purpose of this report is solely to describe the scope of our testing of internal control and compliance and the results of that testing, and not to provide an opinion on the effectiveness of the District's internal control or on compliance. This report is an integral part of an audit performed in accordance with *Government Auditing Standards* in considering the District's internal control and compliance. Accordingly, this communication is not suitable for any other purpose.

Moss, Levy & Hartzheim LLP

Santa Maria, California
October 26, 2021

**VANDENBERG VILLAGE COMMUNITY
SERVICES DISTRICT**

BASIC FINANCIAL STATEMENTS
June 30, 2021

VANDENBERG VILLAGE COMMUNITY SERVICES DISTRICT
TABLE OF CONTENTS
June 30, 2021

FINANCIAL SECTION

Independent Auditors' Report..... 1
Management's Discussion and Analysis 3

BASIC FINANCIAL STATEMENTS

Government-wide Financial Statements:

Statement of Net Position..... 9
Statement of Activities 11

Fund Financial Statements:

Statement of Net Position – Proprietary Funds 12
Statement of Revenues, Expenses, and Changes
in Net Position – Proprietary Funds 14
Statement of Cash Flows – Proprietary Funds 15
Notes to Basic Financial Statements 17

Required Supplementary Information:

Schedule of Proportionate Share of Net Pension Liability 33
Schedule of Pension Contributions..... 34

FINANCIAL SECTION



INDEPENDENT AUDITORS' REPORT

To the Board of Directors
Vandenberg Village Community Services District
Lompoc, California

Report on the Financial Statements

We have audited the accompanying financial statements of the business-type activities and each major fund of Vandenberg Village Community Services District (the District) as of and for the fiscal year ended June 30, 2021, and the related notes to the financial statements, which collectively comprise the District's basic financial statements as listed in the table of contents.

Management's Responsibility for the Financial Statements

Management is responsible for the preparation and fair presentation of these financial statements in accordance with accounting principles generally accepted in the United States of America; this includes the design, implementation, and maintenance of internal control relevant to the preparation and fair presentation of financial statements that are free from material misstatement, whether due to fraud or error.

Auditors' Responsibility

Our responsibility is to express opinions on these financial statements based on our audit. We conducted our audit in accordance with auditing standards generally accepted in the United States of America and the standards applicable to financial audits contained in *Government Auditing Standards*, issued by the Comptroller General of the United States. Those standards require that we plan and perform the audit to obtain reasonable assurance about whether the financial statements are free from material misstatement.

An audit involves performing procedures to obtain audit evidence about the amounts and disclosures in the financial statements. The procedures selected depend on the auditor's judgment, including the assessment of the risks of material misstatement of the financial statements, whether due to fraud or error. In making those risk assessments, the auditor considers internal control relevant to the entity's preparation and fair presentation of the financial statements in order to design audit procedures that are appropriate in the circumstances, but not for the purpose of expressing an opinion on the effectiveness of the entity's internal control. Accordingly, we express no such opinion. An audit also includes evaluating the appropriateness of accounting policies used and the reasonableness of significant accounting estimates made by management, as well as evaluating the overall presentation of the financial statements.

We believe that the audit evidence we have obtained is sufficient and appropriate to provide a basis for our audit opinions.

Opinions

In our opinion, the financial statements referred to above present fairly, in all material respects, the respective financial position of the business-type activities and each major fund of Vandenberg Village Community Services District, as of June 30, 2021, and the respective changes in financial position, and, where applicable, cash flows thereof for the fiscal year then ended in accordance with accounting principles generally accepted in the United States of America.

Other Matters

Required Supplementary Information

Accounting principles generally accepted in the United States of America require that management's discussion and analysis on pages 3 through 8, the schedule of proportionate share of net pension liability on page 33, and the schedule of pension contributions on page 34 be presented to supplement the basic financial statements. Such information, although not a part of the basic financial statements, is required by the Governmental Accounting Standards Board, who considers it to be an essential part of financial reporting for placing the basic financial statements in an appropriate operational, economic, or historical context. We have applied certain limited procedures to the required supplementary information in accordance with auditing standards generally accepted in the United States of America, which consisted of inquiries of management about the methods of preparing the information and comparing the information for consistency with management's responses to our inquiries, the basic financial statements, and other knowledge we obtained during our audit of the basic financial statements. We do not express an opinion or provide any assurance on the information because the limited procedures do not provide us with sufficient evidence to express an opinion or provide any assurance.

Other Reporting Required by Government Auditing Standards

In accordance with *Government Auditing Standards*, we have also issued our report dated October 26, 2021, on our consideration of the Vandenberg Village Community Services District's internal control over financial reporting and on our tests of its compliance with certain provisions of laws, regulations, contracts, and grant agreements and other matters. The purpose of that report is to describe the scope of our testing of internal control over financial reporting and compliance and the results of that testing, and not to provide an opinion on internal control over financial reporting or on compliance. That report is an integral part of an audit performed in accordance with *Government Auditing Standards* in considering the District's internal control over financial reporting and compliance.

Moss, Levy & Halperin LLP

Santa Maria, California
October 26, 2021

VANDENBERG VILLAGE COMMUNITY SERVICES DISTRICT MANAGEMENT'S DISCUSSION AND ANALYSIS

June 30, 2021

As management of the Vandenberg Village Community Services District (District), we offer this overview and analysis of the financial activities of the District for the fiscal year ended June 30, 2021 (FYE 21). It should be considered in conjunction with the information within the body of the audited financial statements and accompanying notes. All amounts, unless otherwise indicated, are expressed in whole dollars.

MISSION STATEMENT

To efficiently provide dependable drinking water delivery and wastewater collection services to Vandenberg Village residents, with a commitment to customer service.

FINANCIAL HIGHLIGHTS

- The District's net position (excess of assets over liabilities, formerly entitled net assets) increased to \$28.4 million. Of this amount, \$10.5 million (unrestricted net assets) may be used to meet the District's ongoing obligations to ratepayers and creditors.
- Compared to FYE 20, operating revenues decreased by 0.3% to \$4.64 million and operating expenses increased by 2% to \$3.86 million.
- Total change in net position was \$673,642.

OVERVIEW OF FINANCIAL STATEMENTS

This discussion and analysis is intended to serve as an introduction to the District's basic financial statements which are comprised of three components: 1) government-wide financial statements, 2) fund financial statements, and 3) notes to the basic financial statements. This report also contains other supplementary information in addition to the basic financial statements themselves.

1) Government-Wide Financial Statements. The *Government-Wide Financial Statements* provide readers with a broad overview of the District's finances, combining both the water and wastewater enterprise funds data and can be found on **pages 9-11** of this report.

The *Statement of Net Position* presents information on all assets and liabilities, with the difference between the two reported as net position. Over time, increases or decreases in net position indicate whether the financial position of the District is improving or deteriorating.

The *Statement of Activities* presents information showing how the net position changed during the fiscal year. The District uses accrual based accounting. Changes in net position are reported when the event causing the change occurs (i.e., an expense that is incurred on June 30th, but is paid for in July, is reported as a decrease to net position in June).

The District charges a fee to customers to cover all or most of the costs of certain services it provides. The District's water and wastewater operations are reported as business-type activities on the Statement of Activities.

2) Fund Financial Statements. A fund is a grouping of related accounts that is used to maintain control over resources that have been segregated for specific activities or objectives. The District, like other state and local governments, uses fund accounting to ensure and demonstrate compliance with finance related legal requirements. The District has no general fund; therefore, all of the funds of the District can be categorized as proprietary funds.

Proprietary funds. The District maintains a single type of proprietary fund: enterprise funds. Enterprise funds are used to report the same functions presented as business-type activities in the Government-Wide Financial Statements. The District uses enterprise funds to account for its water and wastewater operations.

Proprietary funds provide the same type of information as the government-wide financial statements, only in more detail. The proprietary fund financial statements provide separate information for the water and wastewater operations.

The *Fund Financial Statements* provide readers with a detail view of the District's water and wastewater enterprise funds data and can be found on **pages 12-16**.

The *Statement of Net Position – Proprietary Funds* presents information on assets and liabilities for each enterprise fund.

The *Statement Revenues, Expenses, and Changes in Net Position – Proprietary Funds* presents information showing how the net position changed during the fiscal year for each enterprise fund.

VANDENBERG VILLAGE COMMUNITY SERVICES DISTRICT
MANAGEMENT'S DISCUSSION AND ANALYSIS

June 30, 2021

The *Statement of Cash Flows – Proprietary Funds* gives an overview of cash received and cash paid out during the fiscal year, separated by activity type (operating, capital/financing, non-capital/financing, and investing).

3) **Notes to Basic Financial Statements.** The *Notes to Basic Financial Statements* provide additional information for a more complete understanding of the data provided in the basic financial statements and can be found on **pages 17-31** of this report.

GOVERNMENT-WIDE FINANCIAL ANALYSIS

The government-wide financial analysis contains comparative information from the prior year.

Net Position

Net position may serve over time as a useful indicator of a government's financial position. Assets exceeded liabilities by \$28.4 million as of June 30, 2021. This is an increase of \$0.7 million from fiscal year ended June 30, 2020.

	Business-type activities	
	2020	2021
Current and Other Assets	\$12,855,734	\$12,741,046
Capital Assets	22,697,385	23,011,947
Total Assets	35,553,119	35,752,993
Deferred pensions	410,285	403,863
Deferred Outflows of Resources	410,285	403,863
Current Liabilities	1,346,991	1,393,303
Noncurrent Liabilities	6,847,213	6,338,078
Total Liabilities	8,194,204	7,731,381
Deferred pensions	54,644	37,277
Deferred Inflows of Resources	\$54,644	\$37,277
NET POSITION		
Invested in Capital Assets, net of related debt	16,586,646	17,533,050
Restricted	323,118	312,987
Unrestricted	10,804,792	10,542,161
Total Net Position	\$27,714,556	\$28,388,198

The largest portion of the net position reflects investment in capital assets (e.g., land, easements, water rights, wells and pumps, mains and distribution systems, buildings and improvements, vehicles, furniture and equipment, and construction in progress). The District uses these capital assets to provide services to the residents of Vandenberg Village; consequently, these assets are not available for future spending.

The next largest portion of the net position is reserved for future spending. This portion is cash and investments. Cash and investments decreased in FYE 21 by \$99,334 primarily due to expenditure for capital assets. Expenses were 4% under budget, saving \$154,928. Investment income on Cash & Investments was \$15,154

The following are significant current fiscal year transactions that have had an impact on the Statement of Net Position:

- *Current and Other Assets* decreased \$114,688.
- *Capital Assets* increased by \$314,562. The most notable additions to Capital Assets were the sodium hypochlorite system and the sewer camera van. Ongoing projects with significant expenditures include tank rehabilitation, replacement valves and hydrants, replacement pickup and valve operator trucks.
- Regular straight-line depreciation for the fiscal year ended June 30, 2021 decreased non-current assets by \$817,327.
- On April 4, 2006, the Board of Directors approved Resolution 176-06 updating the District's Reserve Policy and establishing a goal equal to the sum of capital, operating, and emergency reserve requirements. As of June 30, 2021, the District has a balance of approximately \$11.4 million. The reserve goal fluctuates from year to year based on the accumulated depreciation expense, the current operating budget, and the value of capital assets. Based on the criteria set forth by the resolution, the

**VANDENBERG VILLAGE COMMUNITY SERVICES DISTRICT
MANAGEMENT'S DISCUSSION AND ANALYSIS**

June 30, 2021

District's goal was \$15.4 million in reserves at fiscal year-end. **The goal per the FY 21-22 budget for June 30, 2022 is \$16 million.** See the following table for the June 30, 2021 goal calculations.

Resolution 176-06 Reserve Requirement using the FYE 21 Budget				
Category		Requirement	Water	Wastewater
Capital Reserves	Accumulated Depreciation + 25% operating budget		\$4,081,372	\$7,073,737
Operating Reserves	25% operating budget		468,006	730,257
Emergency Reserves	10% capital assets		955,155	2,130,888
			<u>\$5,504,533</u>	<u>\$9,934,882</u>
			Total = \$15,439,415	

Current Balance (as of June 30, 2021)	<u>\$2,704,427</u>	<u>\$8,650,883</u>
	Total = \$11,355,310*	

Activities

The District's financial position results from operating activities, investment activities, the acquisition and disposal of capital assets, and the depreciation of capital assets.

	Business-type activities	
	2020	2021
Charges for Services	4,648,769	4,640,166
Capital Grants and Contributions	0	0
Investment Earnings	205,305	15,154
Other Revenues/Connection Fees	9,720	2,993
Total Revenues	<u>\$4,863,514</u>	<u>\$4,658,313</u>
Operating Expenses	3,780,768	3,862,295
Non-operating Expenses	160,692	122,376
Total Expenses	<u>\$3,941,460</u>	<u>\$3,984,671</u>
Transfers	0	0
Change in Net Position	<u>\$922,334</u>	<u>\$673,642</u>
Net Assets, beginning of year	26,792,222	27,714,556
Prior Period Adjustments	0	0
Net Assets, end of fiscal year	<u>\$27,714,556</u>	<u>\$28,388,198</u>

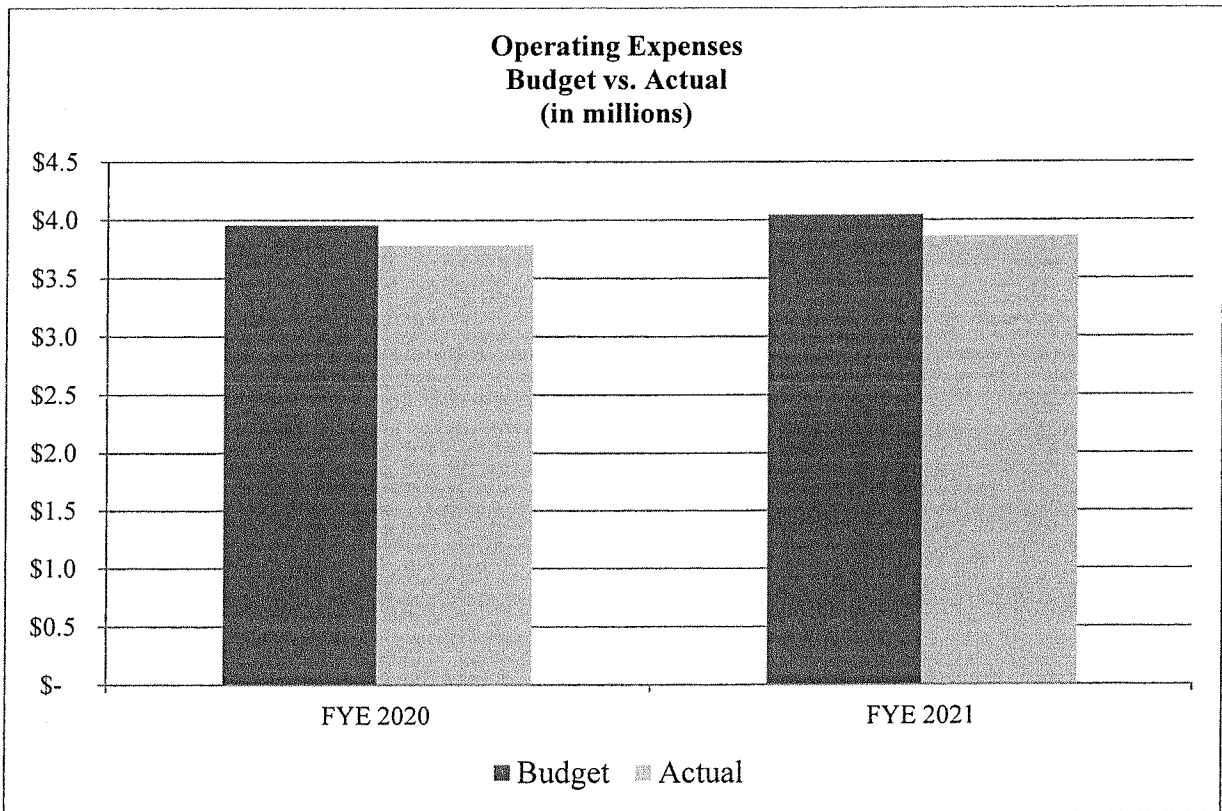
The following are significant current fiscal year transactions that have had an impact on the Statement of Activities:

- *Charges for Services* include \$1.9 million in water use and service charges; \$1.67 million in wastewater service charges; and \$1.08 million in LRWRP upgrade charges.
- *Other Revenues* include unbudgeted revenues of \$2,993.
- *Non-Operating Revenues and Expenses:* There is non-operating LRWRP interest expense of \$109,249 and non-operating loss of \$13,127 for disposal of surplus assets.
- Revenues are estimated based on current rates and average number of customers per calendar year. Water revenues are based on a five-year average water usage. For FYE 21, unrestricted operating revenues exceeded projections by 1%.

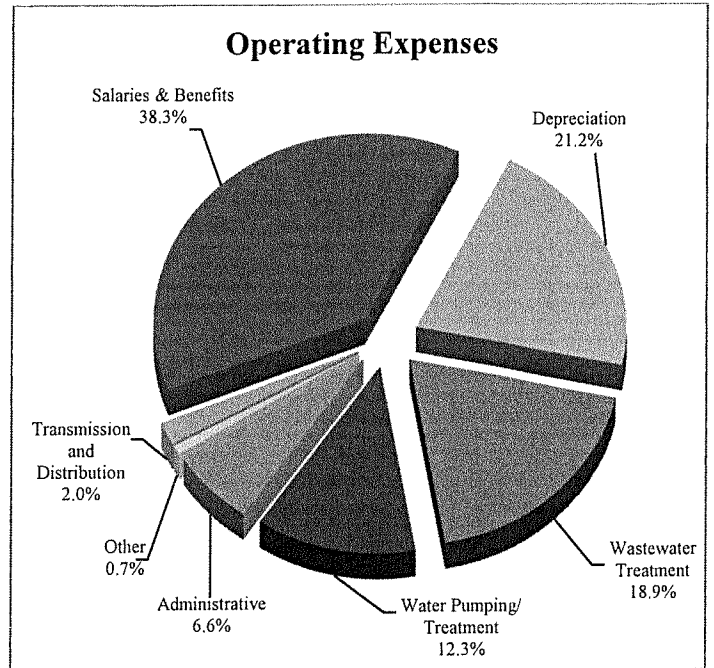
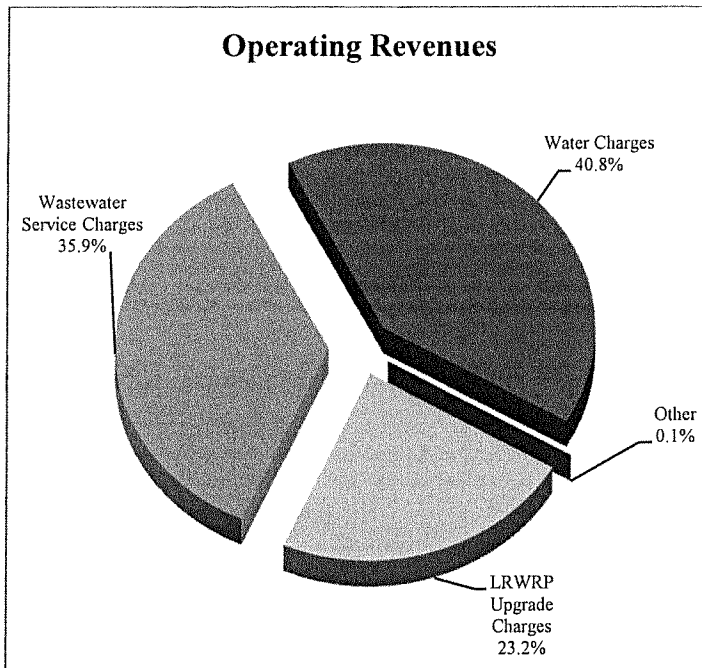
* The cash available for reserves does not include Developers' Connection Fees (\$112,384) nor Developers' Conservation Funds (\$173,127), as these two accounts are designated to be used solely for Developer-related asset purchases and Water Conservation expenditures. The bank account which holds employee payroll deductions for Flex Spending health benefits accounts (\$2,402) and the account which holds funds designated for the maintenance of Lot 54 (\$25,074) are also withheld from the cash available for reserves. By adding the Developers' Connection Fees, the Developers' Conservation Funds, the employee flex spending account, and the current balance available for reserves, we balance to the Cash and investments on the Statement of Net Position (\$112,384 + \$173,127+ \$2,402+ \$25,074 + \$11,355,310 = \$11,668,297).

VANDENBERG VILLAGE COMMUNITY SERVICES DISTRICT
MANAGEMENT'S DISCUSSION AND ANALYSIS

June 30, 2021



The charts below reflect major categories of actual FYE 21 operating revenues and expenses. On the revenue side, water and wastewater service charges account for 99.9% (\$4.64 million) of the District's operating revenues. An addition to operating revenue, the District received interest income of \$15,154. On the expense side, employee salaries and benefits are 38.3% (\$1.48 million) of the total operating expenses. Wastewater treatment is also a major component of operating expenses. It accounts for 18.9% (\$0.73 million) of the total annual expenses. Water pumping and treatment accounts for 12.3% (\$0.48 million).



**VANDENBERG VILLAGE COMMUNITY SERVICES DISTRICT
MANAGEMENT'S DISCUSSION AND ANALYSIS**

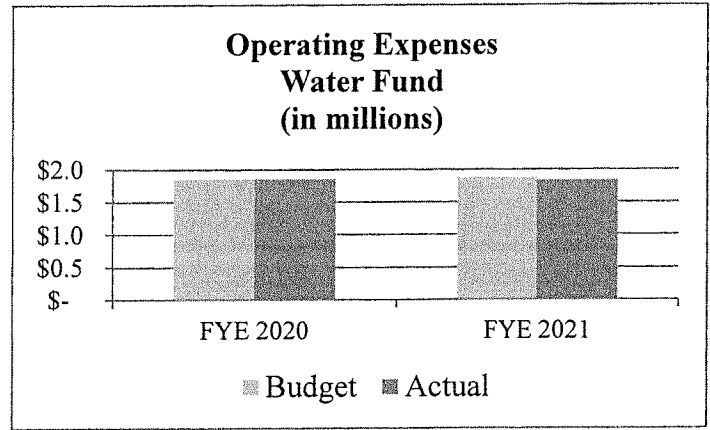
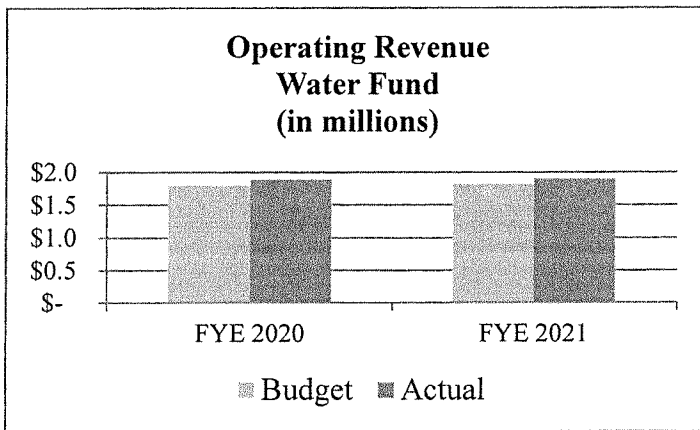
June 30, 2021

FUND FINANCIAL STATEMENT ANALYSIS

As noted earlier in this report, the District uses fund accounting to ensure and demonstrate compliance with finance-related legal requirements. The District does not have a general fund but separates all revenues and expenses into their specific water or wastewater enterprise fund, based on either actual fund expenditures or, as in the case of administrative salaries, an estimated percentage. During this fiscal year, the District made no transfers between funds and both of the District's enterprise funds ended the year with positive fund balances.

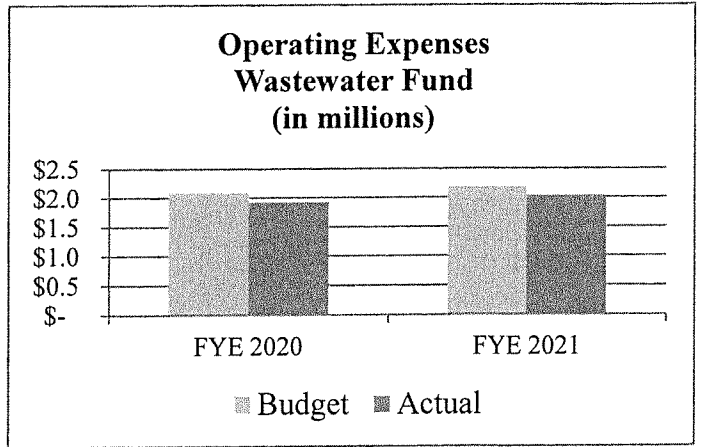
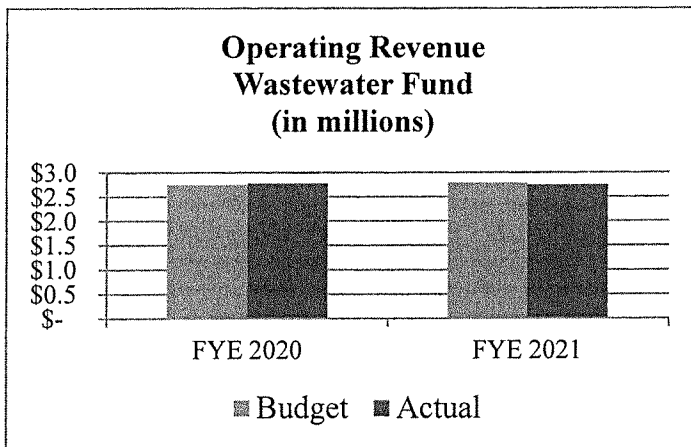
Water Fund

The water fund's net position increased by \$65,321. Unrestricted water revenues exceeded projections by \$76,617, a 4% variance. Total unrestricted water revenues were \$1.9 million with \$1.46 million (77%) collected from residential customers and the remaining \$0.44 million (23%) collected from commercial, bulk residential, irrigation, and other. Water fund operating expenses of \$1.83 million were 2% under budget and primarily consist of salaries and benefits (52%), administration (5%), pumping (17%), and depreciation (11%).



Wastewater Fund

The wastewater fund's net position increased by \$608,321. Unrestricted wastewater revenues fell short of projections by \$44,878, a 2% variance. Wastewater fund operating expenses of \$2.0 million were 7% under budget and primarily consist of wastewater treatment (35%), salaries and benefits (26%), administration (4%), and depreciation (31%). The total volume of wastewater for FYE 21 decreased by 1.9%; 144.4 million gallons compared to 147.2 million gallons last fiscal year.



**VANDENBERG VILLAGE COMMUNITY SERVICES DISTRICT
MANAGEMENT'S DISCUSSION AND ANALYSIS**

June 30, 2021

CAPITAL ASSETS AND DEBT ADMINISTRATION

Capital Assets

Capital assets include public domain (infrastructure) general fixed assets consisting of certain improvements including pumping and treatment equipment, water and wastewater transmission and distribution lines, and construction work in progress. At the end of FYE 21, the District had \$33 million invested in a broad range of capital assets, including land, buildings, equipment, furniture, vehicles, and infrastructure. Major capital asset events during the current fiscal year are discussed on page 4 of this report and in Note 4 to the financial statements.

Debt Administration

At fiscal year end, the long-term debt reported by the District consisted of payments owed to the City of Lompoc for the District's portion of the State Revolving Fund loan obtained to finance the LRWRP upgrade project. Additional information on the District's long-term debt can be found in Notes 7 and 8 to the financial statements.

ECONOMIC OUTLOOK

The District expects the number of customers to increase slightly as new homes are permitted and built within the Villas on Oak Hill and Oak Hills Estate projects.

Interest rates are extremely low; the interest earnings on the District's conservative investments will probably be less than 3% for the foreseeable future.

The Board of Directors increases employee salaries based on the CPI-W, West B/C, published by US Department of Labor, Bureau of Labor Statistics.

Capital investment is focused on maintaining, repairing, rehabilitating, and replacing aging infrastructure in both the water distribution and wastewater collection systems. Water service lines are being replaced within the Oak Hill Condos ahead of the homeowners association's road repavement. The SCADA software and computer are being upgraded. SCADA provides information about well, tank, lift-station, and chemical levels for our water and wastewater systems. The 1997 dump truck is also scheduled to be replaced.

The District continues to work with the State Lands Commission and California Department of Fish and Wildlife on obtaining additional land to drill replacement wells in the future. The District drilled a test well on the old County Fire Station 51 property in May 2017. Water quantity there was excellent but it exceeded the maximum contaminant level for arsenic. Preliminary investigations into options for arsenic removal revealed extraordinarily high capital and operating costs. Acquiring a new well site continues to be a time-consuming and costly endeavor.

REQUESTS FOR INFORMATION

This financial report is designed to provide the District's ratepayers, stakeholders, and other interested parties with an overview of the District's financial operations and financial condition. Should the reader have questions regarding the information included in this report or wish to request additional financial information, please contact the District's General Manager at 3745 Constellation Road, Lompoc, CA 93436 or by calling (805) 733-2475.

VANDENBERG VILLAGE COMMUNITY SERVICES DISTRICT
STATEMENT OF NET POSITION
June 30, 2021

ASSETS

Current assets:

Cash on hand	\$ 400
Cash and investments	11,668,299
Accounts receivable	267,561
Accrued interest receivable	7,528
Inventory	40,467
Prepaid expenses	14,149
	<hr/>
Total current assets	11,998,404
	<hr/>

Other assets:

Deposits	742,642
	<hr/>
Total other assets	742,642
	<hr/>

Capital assets:

Land	1,042,000
Easements	200,000
Water rights	628,522
Capacity rights	17,164,115
Source of supply	382,173
Pumping equipment	1,769,682
Treatment	325,467
Transmission and distribution	7,329,943
General plant	2,653,540
Construction in progress	1,457,069
	<hr/>
	32,952,511
Less: Accumulated depreciation	(9,940,564)
	<hr/>
Total capital assets - net of accumulated depreciation	23,011,947
	<hr/>
Total assets	35,752,993
	<hr/>

DEFERRED OUTFLOWS OF RESOURCES

Deferred pensions	403,863
	<hr/>
Total deferred outflows of resources	403,863
	<hr/>

See accompanying notes to basic financial statements.

VANDENBERG VILLAGE COMMUNITY SERVICES DISTRICT
STATEMENT OF NET POSITION
June 30, 2021

LIABILITIES

Current liabilities:

Accounts payable	\$ 121,102
Accrued payroll expenses	33,577
Compensated absences	238,050
Customer deposits	217,950
Unearned revenues	139,485
Due to City of Lompoc - current portion	<u>643,139</u>

Total current liabilities	<u>1,393,303</u>
---------------------------	------------------

Noncurrent liabilities:

Net pension liability	1,502,320
Due to City of Lompoc - less current portion	<u>4,835,758</u>

Total noncurrent liabilities	<u>6,338,078</u>
------------------------------	------------------

Total liabilities	<u>7,731,381</u>
-------------------	------------------

DEFERRED INFLOWS OF RESOURCES

Deferred pensions	<u>37,277</u>
-------------------	---------------

Total deferred inflows of resources	<u>37,277</u>
-------------------------------------	---------------

NET POSITION

Net investment in capital assets	17,533,050
Restricted for construction	112,384
Restricted for water conservation	173,127
Restricted for employee benefits	2,402
Restricted for maintenance of lot 54	25,074
Unrestricted	<u>10,542,161</u>

Total net position	<u><u>\$ 28,388,198</u></u>
--------------------	-----------------------------

See accompanying notes to basic financial statements.

VANDENBERG VILLAGE COMMUNITY SERVICES DISTRICT
STATEMENT OF ACTIVITIES
For the Fiscal Year Ended June 30, 2021

<u>Functions/Programs</u>	<u>Expenses</u>	<u>Program Revenues</u>		<u>Net (Expense) Revenue and Changes in Net Position</u>
		<u>Charges for Services</u>	<u>Operating Grants and Contributions</u>	
Business-type activities:				
Water	\$ 1,833,723	\$ 1,898,921	\$ -	\$ 65,198
Wastewater	<u>2,150,948</u>	<u>2,744,238</u>		<u>593,290</u>
Total business-type activities	<u>\$ 3,984,671</u>	<u>\$ 4,643,159</u>	<u>\$ -</u>	<u>658,488</u>
		General revenues:		
		Investment earnings		<u>15,154</u>
		Change in net position		673,642
		Net position, beginning of fiscal year		<u>27,714,556</u>
		Net position, end of fiscal year		<u>\$ 28,388,198</u>

See accompanying notes to basic financial statements.

VANDENBERG VILLAGE COMMUNITY SERVICES DISTRICT
STATEMENT OF NET POSITION - PROPRIETARY FUNDS
June 30, 2021
With Comparative Totals for June 30, 2020

	ENTERPRISE FUNDS			
	Water Fund	Wastewater Fund	Totals 2021	Totals 2020
ASSETS				
Current assets:				
Cash on hand	\$ 400	\$ -	\$ 400	\$ 400
Cash and investments	2,902,939	8,765,360	11,668,299	11,767,633
Accounts receivable	155,410	112,151	267,561	257,353
Accrued interest receivable	7,528		7,528	28,483
Inventory	40,467		40,467	43,117
Prepaid expenses	14,149		14,149	16,106
Total current assets	<u>3,120,893</u>	<u>8,877,511</u>	<u>11,998,404</u>	<u>12,113,092</u>
Other assets:				
Deposits		742,642	742,642	742,642
Total other assets		<u>742,642</u>	<u>742,642</u>	<u>742,642</u>
Capital assets:				
Land	522,000	520,000	1,042,000	1,042,000
Easements	100,000	100,000	200,000	200,000
Water rights	628,522		628,522	628,522
Capacity rights		17,164,115	17,164,115	17,164,115
Source of supply	382,173		382,173	382,173
Pumping equipment	1,089,738	679,944	1,769,682	1,473,679
Treatment	325,467		325,467	285,726
Transmission and distribution	5,236,290	2,093,653	7,329,943	7,329,943
General plant	1,352,665	1,300,875	2,653,540	2,402,392
Construction in progress	1,391,361	65,708	1,457,069	986,347
Total capital assets	11,028,216	21,924,295	32,952,511	31,894,897
Less: Accumulated depreciation	<u>(3,601,187)</u>	<u>(6,339,377)</u>	<u>(9,940,564)</u>	<u>(9,197,512)</u>
Total capital assets - net of accumulated depreciation	<u>7,427,029</u>	<u>15,584,918</u>	<u>23,011,947</u>	<u>22,697,385</u>
Total assets	<u>10,547,922</u>	<u>25,205,071</u>	<u>35,752,993</u>	<u>35,553,119</u>
DEFERRED OUTFLOWS OF RESOURCES				
Deferred pensions	<u>255,006</u>	<u>148,857</u>	<u>403,863</u>	<u>410,285</u>
Total deferred outflows of resources	<u>255,006</u>	<u>148,857</u>	<u>403,863</u>	<u>410,285</u>

See accompanying notes to basic financial statements.

VANDENBERG VILLAGE COMMUNITY SERVICES DISTRICT
STATEMENT OF NET POSITION - PROPRIETARY FUNDS
June 30, 2021
With Comparative Totals for June 30, 2020

	ENTERPRISE FUNDS			
	Water Fund	Wastewater Fund	Totals 2021	Totals 2020
LIABILITIES				
Current liabilities:				
Accounts payable	\$ 82,188	\$ 38,914	\$ 121,102	\$ 78,062
Accrued payroll expenses	24,949	8,628	33,577	30,638
Compensated absences	192,954	45,096	238,050	238,698
Customer deposits	217,950		217,950	228,059
Unearned revenues		139,485	139,485	139,692
Due to City of Lompoc - current portion		643,139	643,139	631,842
Total current liabilities	<u>518,041</u>	<u>875,262</u>	<u>1,393,303</u>	<u>1,346,991</u>
Noncurrent liabilities:				
Net pension liability	948,591	553,729	1,502,320	1,368,316
Due to City of Lompoc - less current portion		4,835,758	4,835,758	5,478,897
Total liabilities	<u>1,466,632</u>	<u>6,264,749</u>	<u>7,731,381</u>	<u>8,194,204</u>
DEFERRED INFLOWS OF RESOURCES				
Deferred pensions	<u>23,537</u>	<u>13,740</u>	<u>37,277</u>	<u>54,644</u>
Total deferred inflows of resources	<u>23,537</u>	<u>13,740</u>	<u>37,277</u>	<u>54,644</u>
NET POSITION				
Net investment in capital assets	7,427,029	10,106,021	17,533,050	16,586,646
Restricted for construction	112,384		112,384	112,319
Restricted for water conservation	173,127		173,127	183,567
Restricted for employee benefits	2,402		2,402	2,167
Restricted for maintenance of lot 54	25,074		25,074	25,065
Unrestricted	<u>1,572,743</u>	<u>8,969,418</u>	<u>10,542,161</u>	<u>10,804,792</u>
Total net position	<u>\$ 9,312,759</u>	<u>\$ 19,075,439</u>	<u>\$ 28,388,198</u>	<u>\$ 27,714,556</u>

See accompanying notes to basic financial statements.

VANDENBERG VILLAGE COMMUNITY SERVICES DISTRICT
STATEMENT OF REVENUES, EXPENSES, AND CHANGES IN NET POSITION -
PROPRIETARY FUNDS

For the Fiscal Year Ended June 30, 2021

With Comparative Totals for the Fiscal Year Ended June 30, 2020

	ENTERPRISE FUNDS			
	Water Fund	Wastewater Fund	Totals 2021	Totals 2020
Operating Revenues:				
Residential	\$ 1,463,752	\$ 1,325,105	\$ 2,788,857	\$ 2,748,628
Commercial	140,588	341,679	482,267	484,616
Bulk meter residential	113,254		113,254	131,775
Irrigation	178,334		178,334	178,220
LRWRP Upgrade		1,077,454	1,077,454	1,105,530
Other	2,993		2,993	9,720
Total operating revenues	<u>1,898,921</u>	<u>2,744,238</u>	<u>4,643,159</u>	<u>4,658,489</u>
Operating Expenses:				
Salaries	498,100	290,762	788,862	807,104
Source of supply	52,070		52,070	79,353
Pumping	310,719	18,640	329,359	276,964
Water treatment	112,384		112,384	80,429
Wastewater treatment		712,210	712,210	656,158
Transmission and distribution	69,678	7,738	77,416	65,040
Customer accounts	41,526	40,810	82,336	79,467
Administrative and general	536,884	322,865	859,749	932,446
Other operating expenses	15,289	15,293	30,582	40,709
Depreciation	192,873	624,454	817,327	763,098
Total operating expenses	<u>1,829,523</u>	<u>2,032,772</u>	<u>3,862,295</u>	<u>3,780,768</u>
Net operating income (loss)	<u>69,398</u>	<u>711,466</u>	<u>780,864</u>	<u>877,721</u>
Non-Operating Revenues (Expenses):				
Investment income	123	15,031	15,154	205,305
Interest expense		(109,249)	(109,249)	(120,347)
Net gain (loss) on disposal of capital assets	(4,200)	(8,927)	(13,127)	(40,345)
Total non-operating revenues (expenses)	<u>(4,077)</u>	<u>(103,145)</u>	<u>(107,222)</u>	<u>44,613</u>
Change in net position	65,321	608,321	673,642	922,334
Total net position - beginning	<u>9,247,438</u>	<u>18,467,118</u>	<u>27,714,556</u>	<u>26,792,222</u>
Total net position - ending	<u>\$ 9,312,759</u>	<u>\$ 19,075,439</u>	<u>\$ 28,388,198</u>	<u>\$ 27,714,556</u>

See accompanying notes to basic financial statements.

VANDENBERG VILLAGE COMMUNITY SERVICES DISTRICT
STATEMENT OF CASH FLOWS - PROPRIETARY FUNDS

For the Fiscal Year Ended June 30, 2021

With Comparative Totals for the Fiscal Year Ended June 30, 2020

	ENTERPRISE FUNDS			
	Water Fund	Wastewater Fund	Totals 2021	Totals 2020
Cash Flows From Operating Activities:				
Receipts from customers and users	\$ 1,877,068	\$ 2,745,567	\$ 4,622,635	\$ 4,596,758
Payments to suppliers	(1,055,482)	(1,120,017)	(2,175,499)	(2,102,764)
Payments to employees	(495,850)	(200,622)	(696,472)	(715,087)
Net cash provided by operating activities	<u>325,736</u>	<u>1,424,928</u>	<u>1,750,664</u>	<u>1,778,907</u>
Cash Flows from Capital and Related Financing Activities:				
Payment on long-term debt		(631,842)	(631,842)	(620,744)
Interest on long-term debt		(109,249)	(109,249)	(120,347)
Sale of capital assets	360		360	246
Purchase of capital assets	(1,070,640)	(74,736)	(1,145,376)	(458,882)
Net cash (used) by capital and related financing activities	<u>(1,070,280)</u>	<u>(815,827)</u>	<u>(1,886,107)</u>	<u>(1,199,727)</u>
Cash Flows from Investing Activities:				
Investment income	<u>21,078</u>	<u>15,031</u>	<u>36,109</u>	<u>223,956</u>
Net cash provided by investing activities	<u>21,078</u>	<u>15,031</u>	<u>36,109</u>	<u>223,956</u>
Net increase (decrease) in cash and cash equivalents	(723,466)	624,132	(99,334)	803,136
Cash and cash equivalents, beginning of fiscal year	<u>3,626,805</u>	<u>8,141,228</u>	<u>11,768,033</u>	<u>10,964,897</u>
Cash and cash equivalents, end of fiscal year	<u>\$ 2,903,339</u>	<u>\$ 8,765,360</u>	<u>\$ 11,668,699</u>	<u>\$ 11,768,033</u>
Reconciliation to Statement of Net Position:				
Cash on hand	\$ 400	\$ -	\$ 400	\$ 400
Cash and investments	<u>2,902,939</u>	<u>8,765,360</u>	<u>11,668,299</u>	<u>11,767,633</u>
	<u>\$ 2,903,339</u>	<u>\$ 8,765,360</u>	<u>\$ 11,668,699</u>	<u>\$ 11,768,033</u>

(Continued)

See accompanying notes to basic financial statements.

VANDENBERG VILLAGE COMMUNITY SERVICES DISTRICT
STATEMENT OF CASH FLOWS - PROPRIETARY FUNDS
For the Fiscal Year Ended June 30, 2021
With Comparative Totals for the Fiscal Year Ended June 30, 2020

	ENTERPRISE FUNDS			
	Water Fund	Wastewater Fund	Totals 2021	Totals 2020
Reconciliation of Operating Income (Loss) to Net				
Cash Provided by Operating Activities:				
Operating income (loss)	\$ 69,398	\$ 711,466	\$ 780,864	\$ 877,721
Adjustments to reconcile operating income to net cash provided by operating activities:				
Depreciation	192,873	624,454	817,327	763,098
Change in Operating Assets, Deferred Outflows, Liabilities, and Deferred Inflows:				
(Increase) decrease in accounts receivable	(11,744)	1,536	(10,208)	(53,783)
(Increase) decrease in inventory	2,650		2,650	(3,345)
(Increase) decrease in prepaid expenses	1,598	359	1,957	486
(Increase) decrease in deferred outflows	22,183	(15,761)	6,422	37,702
Increase (decrease) in accounts payable	45,860	(2,820)	43,040	(4,864)
Increase (decrease) in accrued payroll	2,898	41	2,939	7,845
Increase (decrease) in customer deposits	(10,109)		(10,109)	(7,426)
Increase (decrease) in unearned revenue		(207)	(207)	(522)
Increase (decrease) in compensated absences	(648)		(648)	28,699
Increase (decrease) in net pension liability	24,157	109,847	134,004	129,935
Increase (decrease) in deferred inflows	(13,380)	(3,987)	(17,367)	3,361
Net cash provided by operating activities	<u>\$ 325,736</u>	<u>\$ 1,424,928</u>	<u>\$ 1,750,664</u>	<u>\$ 1,778,907</u>

See accompanying notes to basic financial statements.

VANDENBERG VILLAGE COMMUNITY SERVICES DISTRICT
NOTES TO BASIC FINANCIAL STATEMENTS
June 30, 2021

The notes provided in the Financial Section of this report are considered an integral and essential part of adequate disclosure and fair presentation of this report. The notes include a summary of significant accounting policies for the District and other necessary disclosure of pertinent matters relating to the financial position of the District. The notes express significant insight to the financial statements and are conjunctive to understanding the rationale for presentation of the financial statements and information contained in this document.

Note 1:	Reporting Entity	19
Note 2:	Summary of Significant Accounting Policies	19
Note 3:	Cash and Investments	22
Note 4:	Schedule of Capital Assets	25
Note 5:	Wastewater Capital Reserve Fund and Rent Expense	25
Note 6:	Unearned Revenues	25
Note 7:	Due to City of Lompoc	25
Note 8:	Long-Term Liabilities – Schedule of Changes	26
Note 9:	Pension Plans	26
Note 10:	Other Post Employment Benefits	30
Note 11:	Contingencies	30
Note 12:	Memorandum of Agreement	30
Note 13:	Subsequent Events	31

VANDENBERG VILLAGE COMMUNITY SERVICES DISTRICT
NOTES TO BASIC FINANCIAL STATEMENTS
June 30, 2021

NOTE 1 - REPORTING ENTITY

The reporting entity is the Vandenberg Village Community Services District, which was voted into existence by the residents of Vandenberg Village on November 8, 1983, in an election held in the County of Santa Barbara, State of California. The District operates under the direction of a board of directors who are elected by the residents of Vandenberg Village. On December 2, 1988, the District acquired water and sewer service facilities from Park Water Company and now provides water and sewer services to the residents of Vandenberg Village.

The District is a Community Services District as defined under California Government Code Section: 61000. A Community Services District is a public agency (State Code Section: 12463.1), which is a state instrumentality (State Code Section: 23706). State instrumentalities are exempt from federal and state income taxes.

There are no component units included in this report which meet the criteria of GASB Statement No. 14, *The Financial Reporting Entity*, as amended by GASB Statements No. 39, No. 61, and No. 80.

NOTE 2 - SUMMARY OF SIGNIFICANT ACCOUNTING POLICIES

- A. Accounting Policies - The accounting policies of the District conform to accounting principles generally accepted in the United States of America as prescribed by the Governmental Accounting Standards Board (GASB) and the American Institute of Certified Public Accountants (AICPA).
- B. Accounting Method - The District is organized as an Enterprise Fund and follows the accrual method of accounting, whereby revenues are recorded as earned, and expenses are recorded when incurred.
- C. Unearned Revenue - The District reports unearned revenues on its statement of net position. Unearned revenues arise when potential revenue does not meet the "earned" criteria for recognition in the current period. In subsequent periods, when the revenue recognition criteria is met, the liability for unearned revenue is removed from the statement of net position and revenue is recognized.
- D. Cash and Cash Equivalents - For purpose of the statement of cash flows, cash and cash equivalents include restricted and unrestricted cash and restricted and unrestricted certificates of deposit with original maturities of three months or less.
- E. Property, Plant, and Equipment - Capital assets over \$5,000 in value purchased by the District are recorded at cost. Contributed or donated capital assets are recorded at fair value when acquired.
- F. Depreciation - Capital assets purchased by the District are depreciated over their estimated useful lives (ranging from 5-100 years) under the straight-line method of depreciation.
- G. Receivables - The District did not experience any significant bad debt losses; accordingly, no provision has been made for doubtful accounts, and accounts receivable is shown at full value.
- H. Inventory - The inventory maintained by the water utility consists primarily of water pipe, valves, and fittings. Inventory is valued at cost, determined on a first-in, first-out basis.
- I. Encumbrances - Encumbrances represent commitments related to unperformed contracts for goods or services. Encumbrance accounting, under which purchase orders, contracts, and other commitments for the expenditure of resources are recorded to reserve that portion of the applicable appropriation, is not utilized by the District.
- J. Accrued Compensation - Accumulated unpaid employee vacation, compensatory time, and sick leave benefits are recognized as a liability of the District. The amounts are included in current liabilities under compensated absences.
- K. Customer Deposits - The District requires customers to pay an advance deposit for utility services or provide a letter of credit from another utility. It is the District's current policy to hold all deposits for a period of two years. Deposits are then refunded in full and no accrued interest is paid.

NOTE 2 - SUMMARY OF SIGNIFICANT ACCOUNTING POLICIES (Continued)

L. Pensions

For purposes of measuring the net pension liability and deferred outflows/inflows of resources related to pensions, and pension expense, information about the fiduciary net position of the Vandenberg Village Community Services District's California Public Employee's Retirement System (CalPERS) plans (Plans) and additions to/deductions from the Plans' fiduciary net position have been determined on the same basis as they are reported by CalPERS. For this purpose, benefit payments (including refunds of employee contributions) are recognized when due and payable in accordance with the benefit terms. Investments are reported at fair value.

In addition to the pension plan, the District offers a 457 plan also through CalPERS. Employees can voluntarily contribute to the 457 plan and the District will match up to \$2,600 per year for Classic employees and \$3,900 per year for PEPRA employees. The 457 plan is not part of the Net Pension Liability and is treated as a payroll expense in the financial statements.

M. Deferred Outflows and Inflows of Resources

Pursuant to GASB Statement No. 63, "*Financial Reporting of Deferred Outflows of Resources, Deferred Inflows of Resources, and Net Position*," and GASB Statement No. 65, "*Items Previously Reported as Assets and Liabilities*," the District recognizes deferred outflows and inflows of resources.

In addition to assets, the Statement of Net Position will sometimes report a separate section for deferred outflows of resources. A deferred outflow of resources is defined as a consumption of net position by the government that is applicable to a future reporting period. The District has one item which qualifies for reporting in this category; refer to Note 9 for a detailed listing of the deferred outflows of resources the District has reported.

In addition to liabilities, the Statement of Net Position will sometimes report a separate section for deferred inflows of resources. A deferred inflow of resources is defined as an acquisition of net position by the District that is applicable to a future reporting period. The District has one item which qualifies for reporting in this category; refer to Note 9 for a detailed listing of the deferred inflows of resources the District has reported.

N. Net Position

GASB Statement No. 63 requires that the difference between assets added to the deferred outflows of resources and liabilities added to the deferred inflows of resources be reported as net position. Net position is classified as either net investment in capital assets, restricted, or unrestricted.

Net position that is net investment in capital assets consist of capital assets, net of accumulated depreciation, and reduced by the outstanding principal of related debt. Restricted net position is the portion of net position that has external constraints placed on it by creditors, grantors, contributors, laws, or regulations of other governments, or through constitutional provisions or enabling legislation. Unrestricted net position consists of net position that does not meet the definition of net investment in capital assets or restricted net position.

O. Government-wide and fund financial statements – The government-wide financial statements (i.e., the statement of net position and the statement of activities) report information on all of the activities of the primary government. For the most part, the effect of interfund activity has been removed from these statements. *Business-type activities*, which rely to a significant extent on fees and charges for support are the only type of activity reported by the Vandenberg Village Community Services District.

The statement of activities demonstrates the degree to which the direct expenses of a given function or segment are offset by program revenues. *Direct expenses* are those that are clearly identifiable with a specific function or segment. *Program revenues* include 1) charges to customers or applicants who purchase, use, or directly benefit from goods, services, or privileges provided by a given function or segment and 2) grants and contributions that are restricted to meeting the operational or capital requirements of a particular function or segment. Items not properly included among program revenues are reported instead as *general revenues*.

NOTE 2 - SUMMARY OF SIGNIFICANT ACCOUNTING POLICIES (Continued)

O. Government-wide and fund financial statements (Continued)

Measurement focus, basis of accounting, and financial statements presentation

The government-wide financial statements are reported using the *economic resources measurement focus* and the *accrual basis of accounting*. Revenues are recorded when earned and expenses are recorded when a liability is incurred, regardless of the timing of related cash flows. Property taxes are recognized as revenues in the fiscal year for which they are levied. Grants and similar items are recognized as revenues as soon as all eligibility requirements imposed by the provider have been met.

Private-sector standards of accounting and financial reporting issued prior to December 1, 1989, generally are followed in both the government-wide and proprietary fund financial statements to the extent that those standards do not conflict with or contradict guidance of the Governmental Accounting Standards Board. Governments also have the *option* of following subsequent private-sector guidance for their business-type activities and enterprise funds, subject to this same limitation. The District has elected not to follow subsequent private-sector guidance.

As a general rule, the effect of interfund activity has been eliminated from the government-wide financial statements. Exceptions to this general rule are payments-in-lieu of taxes and other charges between the District's water and sewer function. Elimination of these charges would distort the direct costs and program revenues reported for the various functions concerned.

Proprietary funds distinguish *operating* revenues and expenses from nonoperating items. Operating revenues and expenses generally result from providing services and producing and delivering goods in connection with the proprietary fund's principal ongoing operations. Operating expenses for enterprise funds include the cost of sales and services, administrative expenses, and depreciation on capital assets. All revenues and expenses not meeting this definition are reported as nonoperating revenues and expenses.

When both restricted and unrestricted resources are available for use, it is the District's policy to use restricted resources first, then unrestricted resources as they are needed.

P. Estimates

The preparation of financial statements in conformity with accounting principles generally accepted in the United States of America, as prescribed by the GASB and the AICPA, requires management to make estimates and assumptions that affect the reported amounts of assets and liabilities and disclosure of contingent assets and liabilities at the date of the financial statements and the reported amounts of revenues and expenses during the reporting period. Actual results could differ from those estimates.

Q. Future Accounting Pronouncements

GASB Statements listed below will be implemented in future financial statements:

Statement No. 87	"Leases"	The provisions of this statement are effective for fiscal years beginning after June 15, 2021.
Statement No. 89	"Accounting for Interest Cost Incurred before the End of a Construction Period"	The provisions of this statement are effective for fiscal years beginning after December 15, 2020.
Statement No. 91	"Conduit Debt Obligations"	The provisions of this statement are effective for fiscal years beginning after December 15, 2021.
Statement No. 92	"Omnibus 2020"	The provisions of this statement are effective for fiscal years beginning after June 15, 2021.

VANDENBERG VILLAGE COMMUNITY SERVICES DISTRICT
 NOTES TO BASIC FINANCIAL STATEMENTS
 June 30, 2021

NOTE 2 - SUMMARY OF SIGNIFICANT ACCOUNTING POLICIES (Continued)

Q. Future Accounting Pronouncements (Continued)

Statement No. 93	"Replacement of Interbank Offered Rates"	The provision of this statement except for paragraphs 11b, 13, and 14 are effective for fiscal years beginning after June 15, 2020. Paragraph 11b is effective for fiscal years beginning after December 31, 2021. Paragraphs 13 and 14 are effective for fiscal years beginning after June 15, 2021.
Statement No. 94	"Public-Private and Public-Public Partnerships and Availability Payment Arrangements"	The provisions of this statement are effective for fiscal years beginning after June 15, 2022.
Statement No. 96	"Subscription-Based Information Technology Arrangements"	The provisions of this statement are effective for fiscal years beginning after June 15, 2022.
Statement No. 97	"Certain Component Unit Criteria, and Accounting and Financial Reporting for Internal Revenue Code Section 457 Deferred Compensation Plans - an amendment of GASB Statements No. 14 and No. 84, and a supersession of GASB Statement No. 32"	The provision of this statement except for paragraphs 6-9 are effective for fiscal years beginning after December 15, 2019. Paragraph 6-9 is effective for fiscal years beginning after June 15, 2021.

NOTE 3 - CASH AND INVESTMENTS

Investments are carried at fair value in accordance with GASB Statement No. 31. On June 30, 2021, the District had the following cash and investments on hand:

Cash on hand	\$ 400
Cash in checking accounts	147,550
Cash in savings accounts	2,975,958
Cash and investments with County of Santa Barbara	4,244,126
Cash and investments in Local Agency Investment Fund (LAIF)	<u>4,300,665</u>
Cash and investments	<u>\$11,668,699</u>

Cash and investments listed above are presented on the accompanying statement of net position, as follows:

Cash on hand	\$ 400
Cash and investments	<u>11,668,299</u>
	<u>\$11,668,699</u>

The District categorizes its fair value measurements within the fair value hierarchy established by generally accepted accounting principles. The hierarchy is based on the valuation inputs used to measure the fair value of the asset. These principles recognize a three-tiered fair value hierarchy. Level 1 inputs are quoted prices in active markets for identical assets; Level 2 inputs are significant other observable inputs; Level 3 inputs are significant unobservable inputs. The District had investments in the Santa Barbara County Investment Pool and the Local Agency Investment Fund, however, those external pools are not measured under Level 1, 2 or 3.

VANDENBERG VILLAGE COMMUNITY SERVICES DISTRICT
 NOTES TO BASIC FINANCIAL STATEMENTS
 June 30, 2021

NOTE 3 - CASH AND INVESTMENTS (Continued)

Investments Authorized by the California Government Code

The table below identifies the investment types that are authorized for the District by the California Government Code. The table also identifies certain provisions of the California Government Code that address interest rate risk, credit risk, and concentration of credit risk.

<u>Authorized Investment Type</u>	<u>Maximum Maturity</u>	<u>Maximum Percentage Of Portfolio</u>	<u>Maximum Investment in One Issuer</u>
Local Agency Bonds	5 years	None	None
U.S. Treasury Obligations	5 years	None	None
U.S. Agency Securities	5 years	None	None
Banker's Acceptances	180 days	40%	30%
Commercial Paper	270 days	25%	10%
Negotiable Certificates of Deposit	5 years	30%	None
Repurchase Agreements	1 year	None	None
Reverse Repurchase Agreements	92 days	20% of base value	None
Medium-Term Notes	5 years	30%	None
Mutual Funds	N/A	20%	10%
Money Market Mutual Funds	N/A	20%	10%
Mortgage Pass-Through Securities	5 years	20%	None
County Pooled Investment Fund	N/A	None	None
Local Agency Investment Fund (LAIF)	N/A	None	None
JPA Pools (other investment pools)	N/A	None	None

Disclosures Relating to Interest Rate Risk

Interest rate risk is the risk that changes in market interest rates will adversely affect the fair value of an investment. Generally, the longer the maturity of an investment, the greater the sensitivity of its fair value to changes in market interest rates. One of the ways that the District manages its exposure to interest rate risk is by purchasing a combination of shorter term and longer term investments and by timing cash flows from maturities so that a portion of the portfolio is maturing or coming close to maturity evenly over time as necessary to provide the cash flow and liquidity needed for operations.

Information about the sensitivity of the fair values of the District's investments to market interest rate fluctuations is provided by the following table that shows the distribution of the District's investments by maturity:

<u>Investment Type</u>	<u>Carrying Amount</u>	<u>Remaining Maturity (in Months)</u>			
		<u>12 Months Or Less</u>	<u>13-24 Months</u>	<u>25-60 Months</u>	<u>More than 60 Months</u>
Santa Barbara County Investment Pool	\$ 4,244,126	\$ 4,244,126	\$ -	\$ -	\$ -
LAIF	4,300,665	4,300,665			
Total	\$ 8,544,791	\$ 8,544,791	\$ -	\$ -	\$ -

VANDENBERG VILLAGE COMMUNITY SERVICES DISTRICT
 NOTES TO BASIC FINANCIAL STATEMENTS
 June 30, 2021

NOTE 3 - CASH AND INVESTMENTS (Continued)

Disclosures Relating to Credit Risk

Generally, credit risk is the risk that an issuer of an investment will not fulfill its obligation to the holder of the investment. This is measured by the assignment of rating by a nationally recognized statistical rating organization. Presented below, is the minimum rating required by the California Government Code, the District's investment policy, or debt agreements, and the actual rating as of fiscal year end for each investment type.

<u>Investment Type</u>	<u>Carrying Amount</u>	<u>Minimum Legal Rating</u>	<u>Exempt From Disclosure</u>	<u>Rating as of Fiscal Year End</u>		
				<u>AAA</u>	<u>Aa</u>	<u>Not Rated</u>
Santa Barbara County Investment Pool	\$4,244,126	N/A	\$ -	\$ -	\$ -	\$4,244,126
LAIF	<u>4,300,665</u>	N/A				<u>4,300,665</u>
Total	<u>\$8,544,791</u>		<u>\$ -</u>	<u>\$ -</u>	<u>\$ -</u>	<u>\$8,544,791</u>

Concentration of Credit Risk

The investment policy of the District contains no limitations on the amount that can be invested in any one issuer beyond that stipulated by the California Government Code. There are no investments in any one issuer (other than U.S. Treasury securities, mutual funds, and external investment pools) that represent 5% or more of total District's investments.

Custodial Credit Risk

Custodial credit risk for *deposits* is the risk that, in the event of the failure of a depository financial institution, a government will not be able to recover its deposits or will not be able to recover collateral securities that are in the possession of an outside party. The California Government Code and the District's investment policy do not contain legal or policy requirements that would limit the exposure to custodial credit risk for deposits or investments, other than the following provision for deposits: The California Government Code requires that a financial institution secure deposits made by state or local governmental units by pledging securities in an undivided collateral pool held by a depository regulated under State law (unless so waived by the governmental unit). The fair value of the pledged securities in the collateral pool must equal at least 100% of the total amount deposited by the public agencies. California law also allows financial institutions to secure the District's deposits by pledging first trust deed mortgage notes having a value of 150% of the secured public deposits. With respect to investments, custodial credit risk generally applies only to direct investments in marketable securities. Custodial credit risk does not apply to a local government's indirect investment in securities through the use of mutual funds or government investment pools (such as LAIF and the Santa Barbara County Investment Pool).

As of June 30, 2021, none of the District's deposits with financial institutions in excess of federal depository insurance limits were held in uncollateralized accounts.

The custodial credit risk for *investments* is the risk that, in the event of the failure of the counterparty (e.g., broker-dealer) to a transaction, a government will not be able to recover the value of its investment or collateral securities that are in the possession of another party. The California Government Code does not contain legal or policy requirements that would limit the exposure to custodial credit risk for investments. With respect to investments, custodial credit risk generally applies only to direct investments in marketable securities. Custodial credit risk does not apply to a local government's indirect investment in securities through the use of mutual funds or government investment pools (such as LAIF and the Santa Barbara County Investment Pool).

Investment in State Investment Pool

The District is a voluntary participant in the Local Agency Investment Fund (LAIF) that is regulated by the California Government Code under the oversight of the Treasurer of the State of California. The fair value of the District's investment in this pool is reported in the accompanying basic financial statements at the amounts based upon the District's pro-rata share of the fair value provided by LAIF for the entire LAIF portfolio (in relation to the amortized cost of that portfolio). The balance available for withdrawal is based on the accounting records maintained by LAIF, which are recorded on an amortized cost basis.

VANDENBERG VILLAGE COMMUNITY SERVICES DISTRICT
NOTES TO BASIC FINANCIAL STATEMENTS
 June 30, 2021

NOTE 4 - SCHEDULE OF CAPITAL ASSETS

A schedule of changes in capital assets and depreciation for the fiscal year ended June 30, 2021, is shown below:

	Balance July 1, 2020	Additions	Deletions	Transfers	Balance June 30, 2021
Capital assets, not being depreciated:					
Land	\$ 1,042,000	\$ -	\$ -	\$ -	\$ 1,042,000
Construction in progress	986,347	1,128,560		(657,838)	1,457,069
Total capital assets, not being depreciated	<u>\$ 2,028,347</u>	<u>\$ 1,128,560</u>	<u>\$ -</u>	<u>\$ (657,838)</u>	<u>\$ 2,499,069</u>
Capital assets, being depreciated:					
Easements and water rights	\$ 828,522	\$ -	\$ -	\$ -	\$ 828,522
Plant and facilities	29,038,028	16,816	(87,762)	657,838	29,624,920
Total capital assets, being depreciated	29,866,550	16,816	(87,762)	657,838	30,453,442
Less accumulated depreciation	9,197,512	817,327	(74,275)		9,940,564
Total capital assets, being depreciated, net	<u>\$ 20,669,038</u>	<u>\$ (800,511)</u>	<u>\$ (13,487)</u>	<u>\$ 657,838</u>	<u>\$ 20,512,878</u>
Capital assets, net	<u>\$ 22,697,385</u>	<u>\$ 328,049</u>	<u>\$ (13,487)</u>	<u>\$ -</u>	<u>\$ 23,011,947</u>

NOTE 5 - WASTEWATER CAPITAL RESERVE FUND AND RENT EXPENSE

The District maintains a wastewater capital reserve fund with the City of Lompoc (the City). In return, the City supplies wastewater treatment services to the District. Interest is earned on the reserve balance and disbursements are made by the City for Vandenberg Village Community Services District's portion of capital improvements. The minimum reserve requirement for Vandenberg Village Community Services District is \$742,642. On June 30, 2021, the reserve balance was \$742,642.

The agreement between the District and the City of Lompoc states that at no time does title transfer to the District for any capital improvements made to the wastewater treatment plant. All disbursements made from the District's capital reserve fund for improvements are treated as a rental expense to the District.

NOTE 6 - UNEARNED REVENUES

Unearned revenues consist of sewer fees paid in advance by the District's customers in the amount of \$139,485 for the fiscal year ended June 30, 2021.

NOTE 7 - DUE TO CITY OF LOMPOC

The District had an agreement with the City of Lompoc dated June 1, 1974 to repay its proportionate share of capital costs for 0.89 MGD capacity rights of the Lompoc Regional Wastewater Reclamation Plant (LRWRP). The agreement was then renewed for another 35 years, dated July 1, 2010.

The 2007 LRWRP Upgrade Project incidentally increased the plant capacity to 5.5 MGD which decreased the District's cost share to 16.18% for the upgrade project and all costs associated with the upgraded plant.

The City of Lompoc estimated the total project cost to be \$134,283,911. The City of Lompoc issued various debt to assist in financing the project.

VANDENBERG VILLAGE COMMUNITY SERVICES DISTRICT
 NOTES TO BASIC FINANCIAL STATEMENTS
 June 30, 2021

NOTE 7 – DUE TO CITY OF LOMPOC (Continued)

The City of Lompoc received a State Revolving Fund (SRF) loan from the State Water Resources Control Board (SWRCB) for a maximum amount of \$91,787,186 and matures on July 1, 2028. The loan is considered interest free by the SWRCB since the amount that is paid back includes the City’s matching portion of 16.667% of the loan proceeds. The imputed interest rate is approximately 1.63% over the life of the loan. The District’s agreed upon share of the loan is \$14,851,167 of which \$12,375,923 was principal and \$2,475,244 was interest. The District agreed to make annual payments of principal and interest in the amount of \$742,558 beginning July 1, 2009. In January 2014, the agreed upon share was adjusted to \$14,821,821, when City of Lompoc discovered it had taken less than originally intended from the SRF Loan. The District agreed to adjust payments of principal and interest in the amount of \$741,091.

The principal balance owing the City of Lompoc at June 30, 2021, is \$5,478,897.

NOTE 8 – LONG-TERM DEBT – SCHEDULE OF CHANGES

A schedule of changes in long-term debt for the fiscal year ended June 30, 2021, is shown below:

	Balance July 1, 2020	Additions	Deletions	Balance June 30, 2021	Due within One Year
Due to the City of Lompoc	\$ 6,110,739	\$ -	\$ 631,842	\$ 5,478,897	\$ 643,139
Net Pension Liability	1,368,316	459,854	325,850	1,502,320	
	<u>\$ 7,479,055</u>	<u>\$ 459,854</u>	<u>\$ 957,692</u>	<u>\$ 6,981,217</u>	<u>\$ 643,139</u>

NOTE 9 – PENSION PLANS

A. General Information about the Pension Plans

Plan Descriptions

All qualified permanent and probationary employees are eligible to participate in the District’s Miscellaneous Employee Pension Plans, cost-sharing multiple employer defined benefit plans administered by the California Public Employees’ Retirement System (CalPERS). Benefit provisions under the Plans are established by State statute and District resolution. CalPERS issues publicly available reports that include a full description of the pension plans regarding benefit provisions, assumptions and membership information that can be found on the CalPERS website.

Benefits Provided

CalPERS provides service retirement and disability benefits, annual cost of living adjustments and death benefits to plan members, who must be public employees and beneficiaries. Benefits are based on years of credited service, equal to one year of full time employment. Members with five years of total service are eligible to retire at age 50 with statutorily reduced benefits. All members are eligible for nonduty disability benefits after 10 years of service. The death benefit is one of the following: the Basic Death Benefit, the 1957 Survivor Benefit, or the Optional Settlement 2W Death Benefit. The cost of living adjustments for each plan are applied as specified by the Public Employees’ Retirement Law.

VANDENBERG VILLAGE COMMUNITY SERVICES DISTRICT
 NOTES TO BASIC FINANCIAL STATEMENTS
 June 30, 2021

NOTE 9 – PENSION PLANS (Continued)

A. General Information about the Pension Plans (Continued)

The Plans' provisions and benefits in effect at June 30, 2021, are summarized as follows:

	<u>Miscellaneous</u>	
	<u>Prior to January 1, 2013</u>	<u>On or after January 1, 2013</u>
Hire Date		
Benefit formula	2.7% @ 55	2% @ 62
Benefit vesting schedule	5 years service	5 years service
Benefit payments	monthly for life	monthly for life
Retirement age	50-55	52-67
Monthly benefits, as a % of eligible compensation	2.0% to 2.7%	1.0% to 2.5%
Required employee contribution rates	8.00%	6.75%
Required employer contribution rates	14.194% + \$96,069	7.732% + \$671

Contributions

Section 20814(c) of the California Public Employees' Retirement Law requires that the employer contribution rates for all public employers be determined on an annual basis by the actuary and shall be effective on the July 1 following notice of a change in the rate. Funding contributions for the Plan is determined annually on an actuarial basis as of June 30 by CalPERS. The actuarially determined rate is the estimated amount necessary to finance the costs of benefits earned by employees during the year, with an additional amount to finance any unfunded accrued liability. The District is required to contribute the difference between the actuarially determined rate and the contribution rate of employees. Contributions to the pension plan from the District were \$213,276 for the fiscal year ended June 30, 2021.

B. Pension Liabilities, Pension Expenses and Deferred Outflows/Inflows of Resources Related to Pensions

At June 30, 2021, the District reported a liability of \$1,502,320 for its proportionate share of the net pension liability. The net pension liability was measured as of June 30, 2020 and the total pension liability used to calculate the net pension liability was determined by an actuarial valuation as of June 30, 2019 rolled forward to June 30, 2020 using standard update procedures. The District's proportion of the net pension liability was based on a projection of the District's long-term share of contributions to the pension plan relative to the projected contributions of all Pension Plan participants, actuarially determined. The District's proportionate share of net pension liability for the miscellaneous plan as of June 30, 2019, and 2020 is as follows:

	<u>Miscellaneous</u>
Proportion-June 30, 2019	0.03417%
Proportion-June 30, 2020	0.03562%
Change-Increase (Decrease)	<u>0.00145%</u>

For the fiscal year ended June 30, 2021, the District recognized pension expense of \$336,335. Pension expense represents the change in the net pension liability during the measurement period, adjusted for actual contributions and the deferred recognition of changes in investment gain/loss, actuarial gain/loss, actuarial assumptions or method, and plan benefits. At June 30, 2021, the District reported deferred outflows of resources and deferred inflows of resources related to pensions from the following sources:

VANDENBERG VILLAGE COMMUNITY SERVICES DISTRICT
 NOTES TO BASIC FINANCIAL STATEMENTS
 June 30, 2021

NOTE 9 – PENSION PLANS (Continued)

B. Pension Liabilities, Pension Expenses and Deferred Outflows/Inflows of Resources Related to Pensions (Continued)

	Deferred Outflows of Resources	Deferred Inflows of Resources
Pension contributions subsequent to measurement date	\$ 213,276	\$ -
Differences between expected and actual experience	77,419	
Changes in assumptions		10,715
Net difference between projected and actual earnings on retirement plan investments	44,629	
Adjustment due to differences in proportions	67,409	
Difference in actual contributions and proportionate share of contributions	1,130	26,562
	<u>\$ 403,863</u>	<u>\$ 37,277</u>

Deferred outflows of resources and deferred inflows of resources above represent the unamortized portion of changes to net pension liability to be recognized in future periods in a systematic and rational manner.

\$213,276 reported as deferred outflows of resources related to pensions resulting from District contributions subsequent to the measurement date will be recognized as a reduction of the net pension liability in the fiscal year ended June 30, 2022.

Other amounts reported as deferred outflows of resources and deferred inflows of resources related to pensions will be recognized in the pension expense as follows:

Fiscal year Ending June 30,	Amount
2022	\$ 41,257
2023	54,726
2024	35,922
2025	21,405
	<u>\$ 153,310</u>

Actuarial Assumptions

The total pension liability in the June 30, 2020 actuarial valuation was determined using the following actuarial assumptions:

	Miscellaneous
Valuation Date	June 30, 2019
Measurement Date	June 30, 2020
Actuarial Cost Method	Entry-Age Normal Cost Method
Actuarial Assumptions:	
Discount Rate	7.15%
Inflation	2.50%
Projected Salary Increase	Varies by Entry Age and Service
Investment Rate of Return	7.0% Net of Pension Plan Investment and Administrative Expenses; includes Inflation
Mortality Rate Table (1)	Derived using CalPERS' Membership Data for all Funds Contract COLA up to 2.50% until Purchasing Power Protection Allowance Floor on Purchasing Power applies, 2.50% thereafter
Post Retirement Benefit Increase	2.50% thereafter

(1) The mortality table used was developed based on CalPERS' specific data. The table includes 15 years of mortality improvements using Society of Actuaries Scale 90% of Scale MP 2016. For more details on this table please refer to the December 2017 experience study report.

NOTE 9 – PENSION PLANS (Continued)

B. Pension Liabilities, Pension Expenses and Deferred Outflows/Inflows of Resources Related to Pensions (Continued)

Discount Rate

The discount rate used to measure the total pension liability was 7.15 percent. To determine whether the municipal bond rate should be used in the calculation of the discount rate for public agency plans (including PERF C), CalPERS stress tested plans that would most likely result in a discount rate that would be different from the actuarially assumed discount rate. Based on testing the plans, the tests revealed the assets would not run out. Therefore, the current 7.15 percent discount rate is appropriate and the use of municipal bond rate calculation is not deemed necessary. The long-term expected discount rate of 7.15 percent is applied to all plans in the Public Employees Retirement Fund, including PERF C. The stress test results are presented in a detailed report called “GASB Crossover Testing Report” that can be obtained at CalPERS’ website under the GASB No. 68 section.

CalPERS is scheduled to review all actuarial assumptions as part of its regular Asset Liability Management (ALM) review cycle that is scheduled to be completed in February 2022. Any changes to the discount rate will require Board action and proper stakeholder outreach. For these reasons, CalPERS expects to continue using a discount rate net of administrative expenses for GASB No. 67 and No. 68 calculations through at least the 2021-22 fiscal year. CalPERS will continue to check the materiality of the difference in calculation until such time CalPERS has changed its methodology.

The long-term expected rate of return on pension plan investments was determined using a building-block method in which best-estimate ranges of expected future real rates of return (expected returns, net pension plan investment expense and inflation) are developed for each major asset class.

In determining the long-term expected rate of return, CalPERS took into account both short-term and long-term market return expectations as well as the expected pension fund cash flows. Using historical returns of all the funds’ asset classes, expected compound returns were calculated over the short-term (first 10 years) and the long-term (11-60 years) using a building-block approach. Using the expected nominal returns for both short-term and long-term, the present value of benefits were calculated for each fund. The expected rate of return was set by calculating the single equivalent expected return that arrived at the same present value of benefits for cash flows as the one calculated using both short-term and long-term returns. The expected rate of return was then set equivalent to the single equivalent rate calculated above and rounded down to the nearest one quarter of one percent.

The table below reflects the long-term expected real rate of return by asset class. The rate of return was calculated using the capital market assumptions applied to determine the discount rate and asset allocation. These rates of return are net of administrative expenses.

Asset Class	New Strategic Allocation	Real Return Years 1-10(a)	Real Return Years 11+(b)
Global Equity	50.0%	4.80%	5.98%
Global Fixed Income	28.0%	1.00%	2.62%
Inflation Sensitive	0.0%	0.77%	1.81%
Private Equity	8.0%	6.30%	7.23%
Real Estate	13.0%	3.75%	4.93%
Liquidity	1.0%	0.00%	-0.92%
Total	100.0%		

(a) An expected inflation of 2.00% was used for this period.

(b) An expected inflation of 2.92% was used for this period.

NOTE 9 – PENSION PLANS (Continued)

B. Pension Liabilities, Pension Expenses and Deferred Outflows/Inflows of Resources Related to Pensions (Continued)

Sensitivity of the Proportionate Share of the Net Pension Liability to Changes in Discount Rate

The following represents the District’s proportionate share of the net pension liability calculated using the discount rate of the plan, as well as what the District’s proportionate share of the net pension liability would be if it were calculated using a discount rate that is 1-percentage point lower or 1- percentage point higher than the current rate:

	1% Decrease <u>6.15%</u>	Discount Rate <u>7.15%</u>	1% Increase <u>8.15%</u>
District's proportionate share of the net pension plan liability	\$2,376,266	\$ 1,502,320	\$ 780,207

Pension Plan Fiduciary Net Position

Detailed information about the pension plan’s fiduciary net position is available in the separately issued CalPERS financial reports.

C. Payable to the Pension Plan

At June 30, 2021, the District reported a payable of \$0 for the outstanding amount of contributions to the pension plan required for the fiscal year ended June 30, 2021.

NOTE 10 – OTHER POST EMPLOYMENT BENEFITS

As of June 30, 2021, the District does not offer any other post employment benefits.

NOTE 11 - CONTINGENCIES

According to the District’s staff and attorney, no contingent liabilities are outstanding and no lawsuits are pending of any real financial consequence.

NOTE 12 – MEMORANDUM OF AGREEMENT

Vandenberg Village Community Services District participates in the Santa Ynez River Valley Basin Western Management Area Groundwater Sustainability Agency (GSA) through a memorandum of agreement (MOA). The relationship between Vandenberg Village Community Services District and the GSA is such that the GSA is not a component unit of Vandenberg Village Community Services District for financial reporting purposes.

The GSA is independently accountable for their fiscal matters. The agency maintains their own accounting records. Budgets are not subject to any approval other than the respective governing board. Member districts share surpluses and deficits agreed to by the voting parties. The Western Management Area GSA is scheduled to adopt a Groundwater Sustainability Plan (GSP) in December 2021. The GSP includes projects and management action that will require additional funding from the District in the future.

NOTE 13 – SUBSEQUENT EVENTS

On January 30, 2020, the World Health Organization (“WHO”) announced a global health emergency because of a new strain of coronavirus originating in Wuhan, China (the “COVID-19 outbreak”) and the risks to the international community as the virus spreads globally beyond its point of origin. In March 2020, the WHO classified the COVID-19 outbreak as a pandemic, based on the rapid increase in exposure globally.

The full impact of the COVID-19 outbreak continues to evolve as of the date of this report. As such, it is uncertain as to the full magnitude that the pandemic will have on the District’s financial condition, liquidity, and future results of operations. Management is actively monitoring the global situation on its financial condition, liquidity, operations, suppliers, and workforce. Given the daily evolution of the COVID-19 outbreak and the global responses to curb its spread, the District is not able to estimate the effects of the COVID-19 outbreak on its results of operations, financial condition, or liquidity as of the date of issuance of these financial statements.

REQUIRED SUPPLEMENTARY INFORMATION

VANDENBERG VILLAGE COMMUNITY SERVICES DISTRICT
SCHEDULE OF PROPORTIONATE SHARE OF NET PENSION LIABILITY
 Last 10 Years*
 As of June 30, 2021

The following table provides required supplementary information regarding the District's Pension Plan.

	<u>2021</u>	<u>2020</u>	<u>2019</u>	<u>2018</u>
Proportion of the net pension liability	0.01381%	0.01335%	0.01285%	0.01279%
Proportionate share of the net pension liability	\$ 1,502,320	\$ 1,368,316	\$ 1,238,381	\$ 1,268,715
Covered payroll	\$ 894,387	\$ 792,390	\$ 765,042	\$ 736,341
Proportionate share of the net pension liability as percentage of covered payroll	168.0%	172.7%	161.9%	172.3%
Plan's total pension liability	\$ 43,702,930,887	\$ 41,426,543,489	\$ 38,944,855,364	\$ 37,161,348,332
Plan's fiduciary net position	\$ 32,822,501,335	\$ 31,179,414,067	\$ 29,308,589,559	\$ 27,244,095,376
Plan fiduciary net position as a percentage of the total pension liability	75.10%	75.26%	75.26%	73.31%
	<u>2017</u>	<u>2016</u>	<u>2015</u>	
Proportion of the net pension liability	0.01240%	0.01147%	0.01038%	
Proportionate share of the net pension liability	\$ 1,072,559	\$ 787,410	\$ 646,070	
Covered payroll	\$ 720,382	\$ 631,486	\$ 693,171	
Proportionate share of the net pension liability as percentage of covered payroll	148.9%	124.7%	93.2%	
Plan's total pension liability	\$ 33,358,627,624	\$ 31,771,217,402	\$ 30,829,966,631	
Plan's fiduciary net position	\$ 24,705,532,291	\$ 24,907,305,871	\$ 24,607,502,515	
Plan fiduciary net position as a percentage of the total pension liability	74.06%	78.40%	79.82%	

Notes to Schedule:

Changes in assumptions

In 2018, inflation was changed from 2.75 percent to 2.50 percent and individual salary increases and overall payroll growth was reduced from 3.00 percent to 2.75 percent.

In 2017, as part of the Asset Liability Management review cycle, the discount rate was changed from 7.65 percent to 7.15 percent.

In 2016, the discount rate was changed from 7.5 percent (net of administrative expense) to 7.65 percent to correct for an adjustment to exclude administrative expense.

In 2015, amounts reported as changes in assumptions resulted primarily from adjustments to expected ages of general employees.

*- Fiscal year 2015 was the 1st year of implementation, thus only seven years are shown.

VANDENBERG VILLAGE COMMUNITY SERVICES DISTRICT
SCHEDULE OF PENSION CONTRIBUTIONS
 Last 10 Years*
 As of June 30, 2021

The following table provides required supplementary information regarding the District's Pension Plan.

	2021	2020	2019	2018
Contractually required contribution (actuarially determined)	\$ 213,276	\$ 190,252	\$ 198,667	\$ 170,047
Contribution in relation to the actuarially determined contributions	213,276	190,252	198,667	170,047
Contribution deficiency (excess)	\$ -	\$ -	\$ -	\$ -
Covered payroll	\$ 905,194	\$ 894,387	\$ 792,390	\$ 765,042
Contributions as a percentage of covered payroll	23.56%	21.27%	25.07%	22.23%
	2017	2016	2015	
Contractually required contribution (actuarially determined)	\$ 153,560	\$ 158,774	\$ 156,130	
Contribution in relation to the actuarially determined contributions	153,560	158,774	156,130	
Contribution deficiency (excess)	\$ -	\$ -	\$ -	
Covered payroll	\$ 736,341	\$ 720,382	\$ 631,486	
Contributions as a percentage of covered payroll	20.85%	22.04%	24.72%	

Notes to Schedule

Valuation Date:	6/30/2014
Actuarial cost method	Entry Age Normal
Asset valuation method	5-year smoothed market
Amortization method	The unfunded actuarial accrued liability is amortized over a fixed 30 year period as a level percentage of payroll.
Discount rate	7.50%
Amortization growth rate	3.00%
Price inflation	2.50%
Salary increases	3.00% plus merit component based on employee classification and years of service
Mortality	The mortality table used was developed based on CalPERS-specific data. The table includes 15 years of mortality improvements using Society of Actuaries Scale 90% of scale MP 2016. For more details on this table, please refer to the December 2017 experience study report (based on CalPERS demographic data from 1997 to 2015) that can be found on the CalPERS website.

Valuation Date:	6/30/2017	6/30/2016	6/30/2015
Discount Rate:	7.150%	7.375%	7.65%

*- Fiscal year 2015 was the 1st year of implementation, thus only seven years are shown.